




Assembly instructions

DO NOT DISCARD PACKAGING DURING ASSEMBLY

Remove all wrapping materials, staples, packing straps, and ensure all parts are accounted for. Assemble on clean surface to avoid scratches. See Hardware and Part list for guidance

Part List		
NO	DESCRIPTION	QTY
1	Lamp body	1
2	Tools/screw-pack	1

Hardware List							
A	B	C					
Screw	Hex-Key	floor protector					
							
1PC	1PC	1PC					

